



PLEACHED
TREES


PLEACHED TREES

The 'pleaching' of trees is a traditional practice of pruning a tree to form horizontal tiers of lateral growth.

Ancient pleached trees can be seen in many old formal gardens around Britain. This method of pruning and forming of trees provides additional wind protection and privacy to a garden in a way that nothing else can.

Pleached trees look in keeping with the most traditional English garden, but have found a new niche in more modern gardens where a lack of privacy is so often a problem. They will create a leafy screen which will effectively and inoffensively block off intrusive windows from neighbouring properties.







Lime and Hornbeam are the trees most often chosen for pleaching, although many other types of tree can be used. Hornbeam will give a greater degree of privacy in the winter months, as tightly clipped mature trees will hold much of their leaf through the winter.



1) Traditionally pruned into 4 horizontal tiers (Pleached) or trained to give maximum screening effect by fanning all available growth across the framework (Full Screen).

2) Stem height is normally 1.8m – but if a different length is required, do ask as there will certainly be other options available.

3) Crowns are normally 1.5m wide x 1.2m high – giving you a normal overall height of approximately 3M. Again, other sizes may be available if required.

4) These trees are supplied throughout the summer and winter as pot-grown (or rootballed Oct. – April). However there will be more variety available during the winter season.

5) Please call or email for best prices.





I ordered seven wonderful pleached hornbeam from you last year (girth 14-16cm).
I need one more! - Katie

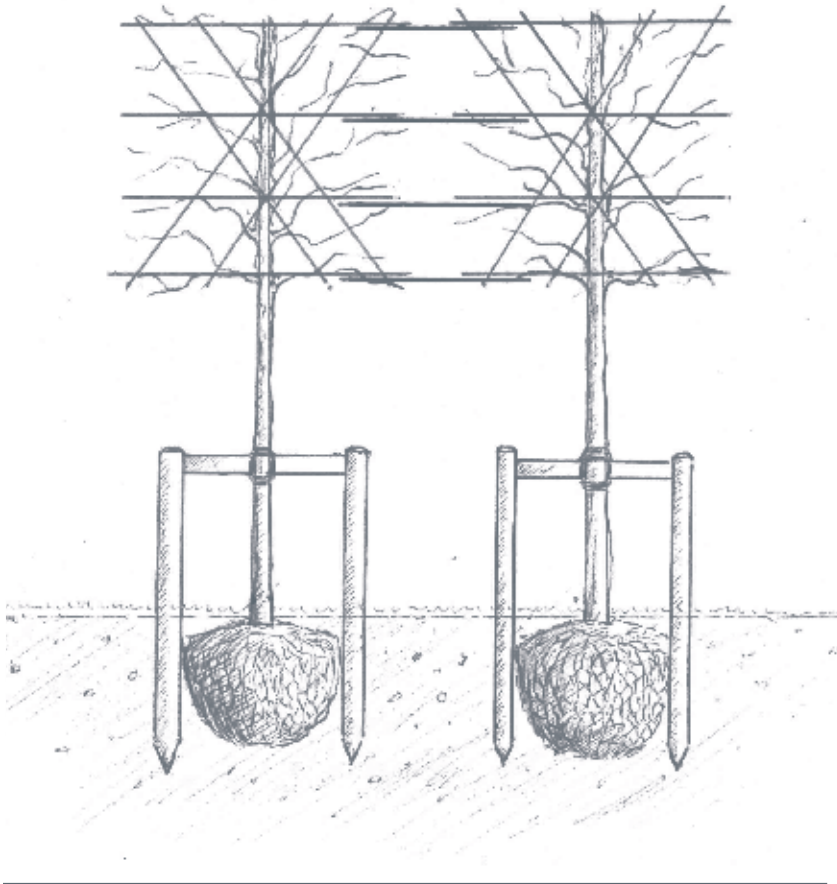
Carpinus betulus



See our planting diagram on the following page


What Sundries will you need?
See page 162

Planting Diagram

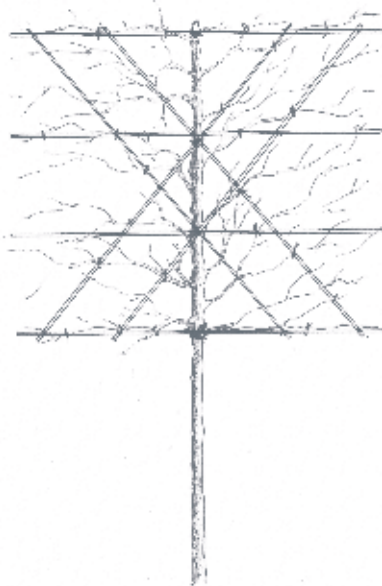


Kingsdown can supply these trees either pruned into the traditional horizontal tiers, or trained in a way to give maximum screening effect by fanning all available growth across the framework.

Traditionally Pleached



Full Screen



Full Screen option is strongly recommended if an instant screen is required.



KINGSDOWN
NURSERIES

01793 700 997
sales@kingsdown-uk.com
www.kingsdown-uk.com

Kingsdown Nurseries, Kingsdown Lane, Blunsdon,
Swindon, Wiltshire, SN25 5DL