



PLEACHED  
TREES



Lime and Hornbeam are the trees most often chosen for pleaching, although many other types of tree can be used. Hornbeam will give a greater degree of privacy in the winter months, as tightly clipped mature trees will hold much of their leaf through the winter.



1) Traditionally pruned into 4 horizontal tiers (Pleached) or trained to give maximum screening effect by fanning all available growth across the framework (Full Screen).

2) Stem height is normally 1.8m – but if a different length is required, do ask as there will certainly be other options available.

3) Crowns are normally 1.5m wide x 1.2m high – giving you a normal overall height of approximately 3M. Again, other sizes may be available if required.

4) These trees are supplied throughout the summer and winter as pot-grown (or rootballed Oct. – April). However there will be more variety available during the winter season.

5) Please call or email for best prices.





I ordered seven wonderful pleached hornbeam from you last year (girth 14-16cm).  
I need one more! - Katie

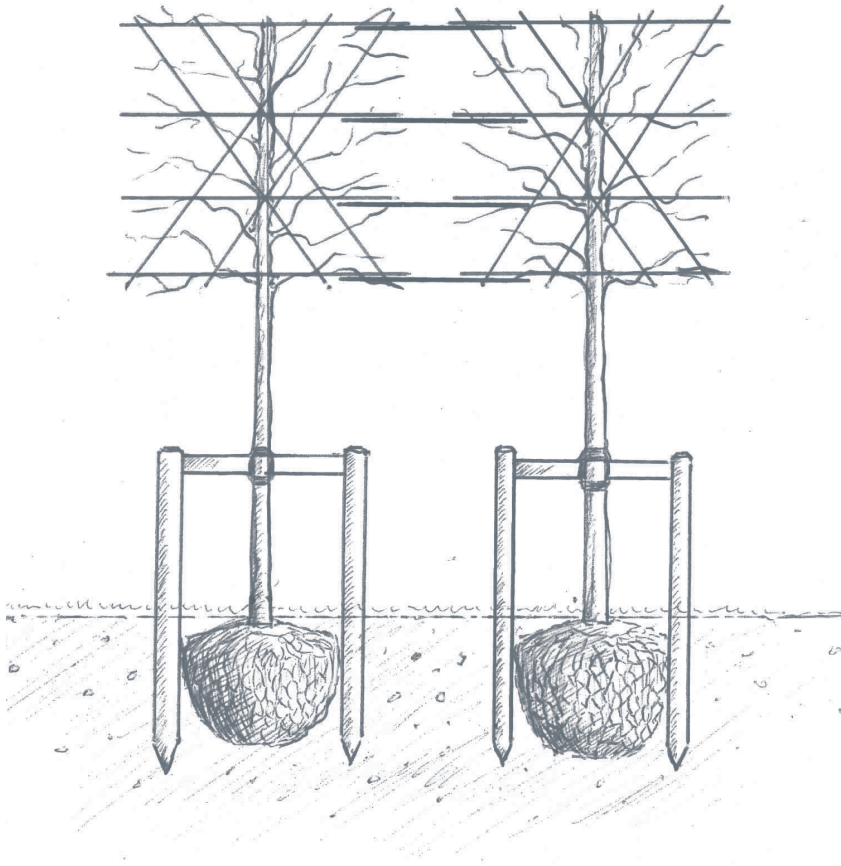


Carpinus betulus




See our planting diagram on the following page

# Planting Diagram




Kingsdown can supply these trees either pruned into the traditional horizontal tiers, or trained in a way to give maximum screening effect by fanning all available growth across the framework.

Traditionally Pleached



Full Screen



Full Screen option is strongly recommended if an instant screen is required.





KINGSDOWN  
NURSERIES

---

01793 700 997  
[sales@kingsdown-uk.com](mailto:sales@kingsdown-uk.com)  
[www.kingsdown-uk.com](http://www.kingsdown-uk.com)

Kingsdown Nurseries, Kingsdown Lane, Blunsdon,  
Swindon, Wiltshire, SN25 5DL